



Fine Motor


Introduction

To develop your child's fine motor control learning journey further, here are some ideas to help support your child at home. Your child may need more support or challenge depending on their ability.

Activities


Fine Motor Skills

Use your thumb and finger to practise winding up toys. Watch them go, can you have a wind-up race?




Fine Motor Skills

Use small building bricks to make a construction. Can you push the bricks together and then pull them apart?




Fine Motor Skills

Use tweezers to see how many pieces of pasta, rice or pom-poms you can pick up.




Fine Motor Skills

Can you make a chain of paper clips?
Can you make a chain longer than a pencil, a ruler, a book or your table?




Fine Motor Skills

Trace around stencils with a pencil, felt tip, chalk or crayons.




Fine Motor Skills

Roll a ball of playdough. Push in golf tees. See how many marbles you can balance. Can you make a spiky hedgehog?




Fine Motor Skills

Use a sand tray and your finger, a feather, pipe cleaner, paint brush or spoon to make patterns, letters, numbers and shapes!



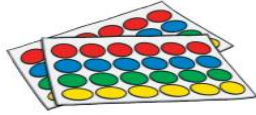
Fine Motor Skills

Chop up straws into small parts. Thread onto string or ribbon to make a necklace or bracelet.



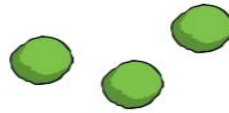
Fine Motor Skills

Use colourful sticky dots, to peel and stick to create a dotty picture!



Fine Motor Skills

Use an ice cream scoop or spoon to move pom-poms from one bowl to another. How quickly can you move 5, 10, 20?



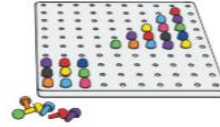
Fine Motor Skills

Sort coins into different colour groups. Then use money to post coins into a money box.



Fine Motor Skills

Use pegs and a peg board to make different pattern and pictures. Can you stretch elastic bands across the pegs to make shapes?



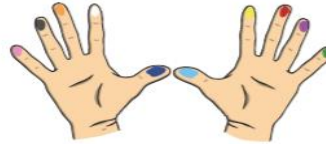
Fine Motor Skills

Wind pipe cleaners around twigs to make mini snakes or curly worms!



Fine Motor Skills

Use finger paints to make a fingerprint picture, painting or collage!



Fine Motor Skills

Use pegs to hang out washing on a washing line. How many pieces can you hang out using two pegs?



Fine Motor Skills

Use a cork board, mini hammer and wooden shapes to create a picture!



It is important your child takes part in different fine motor activities to help build up control and strength in their little hands.

Thank You
Reception Team